

# AUTOMATIC PUMPING TRAP (VAPT)

## TECHNICAL INFORMATION SHEET

CARBON STEEL

CLASS / RATING : #150 | SIZE : 25 NB TO 50 NB



### DESCRIPTION

THE VOLFRAM AUTOMATIC PUMPING TRAP (VAPT) IS THE IDEAL CHOICE FOR INDUSTRIES, WHERE EFFICIENT CONDENSATE REMOVAL IS PARAMOUNT FOR SMOOTH SYSTEM OPERATION. THIS ESSENTIAL COMPONENT ENSURES CONTINUOUS, ENERGY-EFFICIENT CONDENSATE REMOVAL, RESULTING IN COST SAVINGS AND PROMOTING SUSTAINABLE INDUSTRIAL PRACTICES. ITS ROBUST CONSTRUCTION AND CONSISTENT PERFORMANCE OFFER A DEPENDABLE SOLUTION FOR ENHANCING STEAM SYSTEM EFFICIENCY AND REDUCING OPERATIONAL EXPENSES.

### BILL OF MATERIAL

SR.NO	ITEM DESCRIPTION	MATERIAL
1	CONDENSATE PUMP	CARBON STEEL
2	DCV #150(SANDWITCHED)	A351 CF8
3	STRAINER	A105
4	BALL VALVE	A105
5	PIPING	CARBON STEEL
6	FLANGES & FITTINGS	CARBON STEEL
7	FASTNERS	MS PLATED
8	INTERNALS	STAINLES STEEL

### DESIGN PARAMETERS.:


1. SIZE.: 25 NB,40 NB,50 NB.
2. BODY DESIGN.: 8 bar(g) AT 200 °C
3. OPERATING MOTIVE PRESSURE.: 2-7 bar(g)
4. END CONNECTION: FLANGED END (ASME B16.5)

### VAPT- CAPACITY CHART

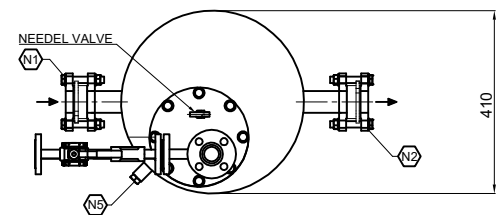
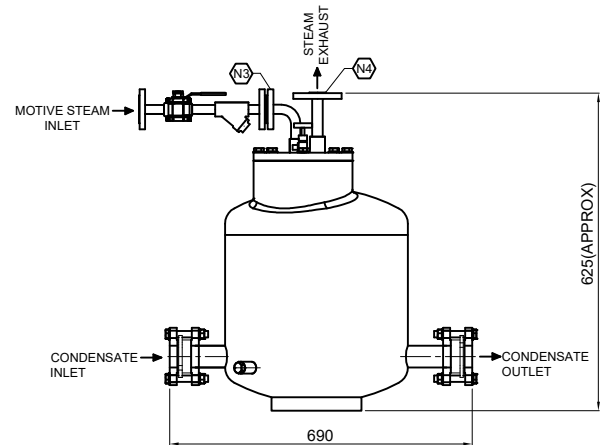
MODEL	TRAPPING KG/HR	PUMPING KG/HR*
VAPT-25	2260	540
VAPT-40	4820	1260
VAPT-50	4820	1620

### NOTE:

1. THE ABOVE CHART SHOWS PUMPING CAPACITIES AT 90 °C CONDENSATE TEMPERATURE.
2. FOR CAPACITIES AT BACK PRESSURES OTHER THAN ABOVE CHART PLEASE CONTACT VOLFRAM SYSTEMS INDIA PVT. LTD.
3. THE ABOVE CAPACITY CHART IS CONSIDERABLE MINIMUM 500MM OF HEAD AT INLET OF APT.
4. PUMPING CAPACITY IS FOR MOTIVE PRESSURE 3 BAR AND 0.5 BAR BACK PRESSURE



### AUTOMATIC PUMPING TRAP (VAPT)



\* NOTE : ALL DIMENSIONS ARE IN MM (GENERAL TOLERANCE IS ± 10 MM.)

### NOZZLE CHART

NOZZLE NO.	VAPT-25	VAPT-40	VAPT-50
N1	25NB #150	40NB #150	50NB #150
N2	25NB #150	40NB #150	50NB #150
N3	15NB #150	15NB #150	15NB #150
N4	25NB #150	25NB #150	25NB #150
N5	15NB BSP	15NB BSP	15NB BSP



## VOLFRAM SYSTEMS INDIA PVT. LTD.

OFFICE ADDRESS : 402, RUTUVIHAR, VARANASI SOCIETY, WARJE, PUNE, 411058

FACTORY ADDRESS : AKURDI INDUSTRIAL ESTATE PLOT NUMBER:3B+3

PART/32/A & BLOCK :D-1,MIDC CHINCHWAD, PUNE 411019

Tel.: +91 9309534688 | Email: steam@volfram.in | www.volfram.in

# AUTOMATIC PUMPING TRAP (VAPT)

## TECHNICAL INFORMATION SHEET

CARBON STEEL

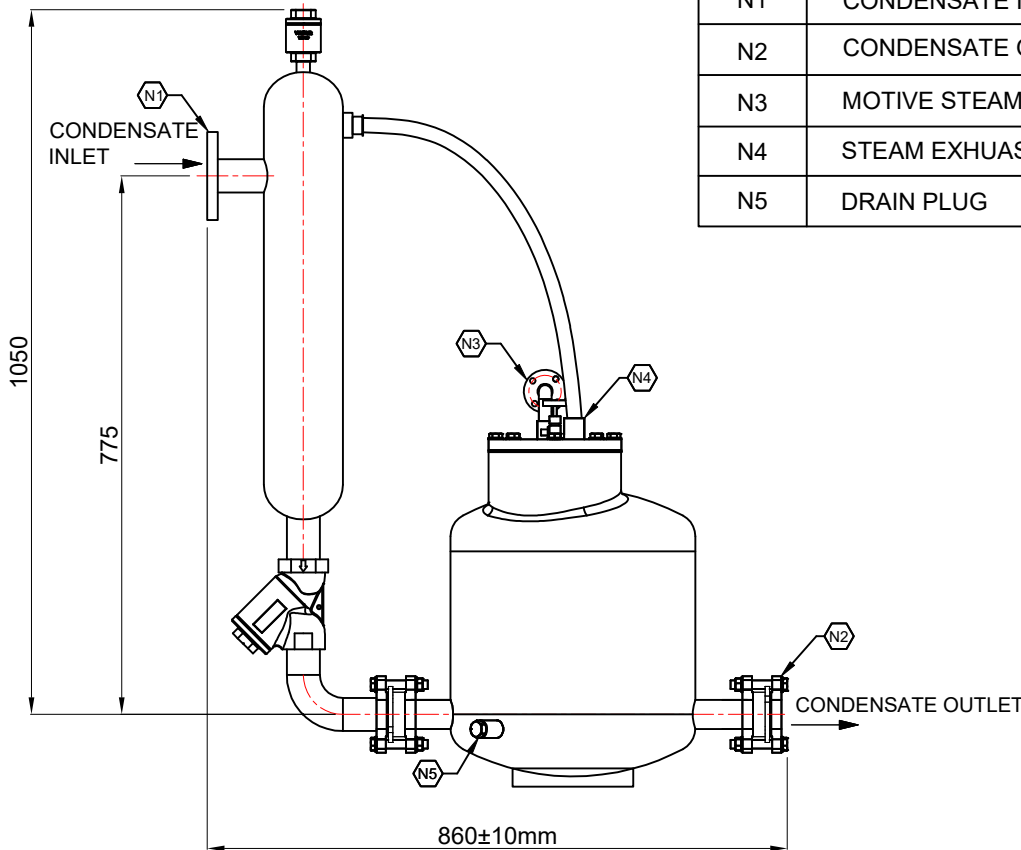
CLASS / RATING : #150 | SIZE : 25 NB TO 50 NB



### DESCRIPTION:

VOLFRAM APT IS ALSO AVAILABLE WITH THE OPTION OF INLET HEADER. THIS SETUP ENSURE CONTINUES AND EFFICIENT CONDENSATE REMOVAL WHERE STEAM CONTROL VALVE IS NOT AVAILABLE. IT HELPS TO MAINTAIN CONTINUES POSITIVE PRESSURE ON INLET SIDE THEREBY DELIVERING EFFICIENT CONDENSATE REMOVAL FROM THE SYSTEM.

FIG: APT WITH HEADER



NOZZEL CHART		
N1	CONDENSATE INLET	AS PER APT SIZE
N2	CONDENSATE OUTLET	AS PER APT SIZE
N3	MOTIVE STEAM INLET	15 NB
N4	STEAM EXHUAST	25 NB
N5	DRAIN PLUG	15 NB

\* NOTE : ALL DIMENSIONS ARE IN MM (GENERAL TOLERANCE IS ± 10 MM.)

\* NOTE.:

1. THIS SCHEMATICS IS ONLY FOR REFERENCE PURPOSE THE ACTUAL PRODUCT MAY LOOK DIFFERENT.
2. WE RESERVE THE RIGHT TO CHANGE SPECIFICATIONS WITHOUT PRIOR NOTICE FOR THE DEVELOPMENT AND IMPROVEMENT OF THE PRODUCT.



### VOLFRAM SYSTEMS INDIA PVT. LTD.

OFFICE ADDRESS : 402, RUTUVIHAR, VARANASI SOCIETY, WARJE, PUNE, 411058

FACTORY ADDRESS : AKURDI INDUSTRIAL ESTATE PLOT NUMBER: 3B+3

PART/32/A & BLOCK : D-1, MIDC CHINCHWAD, PUNE 411019

Tel.: +91 9309534688 | Email: steam@volfram.in | www.volfram.in